

Levene Pigmented Sealer

NZ_DD02791

Part A	LP2M0268
--------	----------

Description

Levene® Pigmented Sealer is a specialist paint that is designed for chalky or powdery surfaces. It commands excellent sandability and is also designed to cover water-based stains. This oil-based paint is formulated for interior and exterior jobs, is touch dry in 6 hours, recoat after 16 hours. Turps wash-up.

Features

- Suitable for chalky surfaces
- Cover water-based stains
- Excellent sanding
- Interior and exterior use

Benefits

- Provides good coverage
- Provides good adhesion of topcoat to porous and dusty surfaces
- Multipurpose






Uses

Levene® Pigmented Sealer may be used on interior and exterior surfaces to seal off residues of kalsomine from set plaster or powdery chalky paint. WATER-BASED STAIN SEALING: Water damage, food, beverage, rust stains, tannin bleed, sap bleed, smoke damage, pencil. Levene® Pigmented Sealer is not suitable for masonry surfaces.

Performance Guide

Weather	Excellent as part of system using approved topcoat.	Heat Resistance	Up to 120C. Yellowing and embrittlement will occur if film is subject to 120 heat continuously.
Water	Resists rain and condensation for prolonged periods when used as part of system.	Solvent	Resists alcohols and hydrocarbon. Film is liable to attack from other strong solvents.

Typical Properties

Thinner	Mineral Turpentine	Colour	White																								
Components	1	Number Of Coats	1																								
Toxicity	Lead free. Dry film is non-toxic.	V.O.C. Level	390.30 g/L																								
Meets GBCA VOC Requirement?	No	Touch Dry	6 hours																								
Clean Up	 Thinner																										
Clean Up Description	Clean all equipment with Mineral Turpentine after use.																										
Application Method	    Air Spray Airless Spray Brush Roller																										
Application Conditions	<table border="0"> <tr> <td style="text-align: right;">Solids By Volume</td> <td style="text-align: center;">50</td> <td></td> <td></td> </tr> <tr> <td></td> <td style="text-align: center;">Min</td> <td style="text-align: center;">Max</td> <td style="text-align: center;">Recommended</td> </tr> <tr> <td style="text-align: right;">Wet Film Per Coat (microns)</td> <td style="text-align: center;">50</td> <td style="text-align: center;">64</td> <td style="text-align: center;">64</td> </tr> <tr> <td style="text-align: right;">Dry Film Per Coat (microns)</td> <td style="text-align: center;">25</td> <td style="text-align: center;">32</td> <td style="text-align: center;">32</td> </tr> <tr> <td style="text-align: right;">Recoat Time (min)</td> <td style="text-align: center;">960</td> <td></td> <td></td> </tr> <tr> <td style="text-align: right;">Theoretical Spread Rate (m²/L)</td> <td style="text-align: center;">20</td> <td style="text-align: center;">15.62</td> <td style="text-align: center;">15.62</td> </tr> </table>			Solids By Volume	50				Min	Max	Recommended	Wet Film Per Coat (microns)	50	64	64	Dry Film Per Coat (microns)	25	32	32	Recoat Time (min)	960			Theoretical Spread Rate (m ² /L)	20	15.62	15.62
Solids By Volume	50																										
	Min	Max	Recommended																								
Wet Film Per Coat (microns)	50	64	64																								
Dry Film Per Coat (microns)	25	32	32																								
Recoat Time (min)	960																										
Theoretical Spread Rate (m ² /L)	20	15.62	15.62																								

Application Guide	
Surface Preparation	<ul style="list-style-type: none"> Ensure all surfaces are clean and dry prior to application. Brush down to remove dust. Stir well with a broad flat stirrer prior to application. Previously painted surfaces, except cement sheet, must be sanded to remove loose, peeling, flaking or chalky paint. Sand all gloss and semi gloss surfaces to a dull finish and wipe down with a damp cloth to remove surface dust. Spot prime bare areas. For advice on pre-primed timber call 0800 800 424.
Application Procedure And Equipment	<ul style="list-style-type: none"> Brush, Roller, Conventional or Airless Spray. Airless Spray Advice: Tipe Size 0.015 - 0.017" Pressure: 2200 - 2800 psi. Stir contents thoroughly before and during use with a broad, flat stirrer using an upward lifting action. Thinning: Not normally required. Under hot conditions or on very porous surfaces application may be eased by thinning with up to 50 ml per litre of mineral turpentine. For surfaces of varying texture and porosity use a short nap roller to achieve the most uniform appearance.

Health And Safety			
MSDS Number	DLXNZLEN003766	Using Safety Precautions	For detailed information refer to the product label and the current Material Safety Data Sheet available through Levene® Sales and Customer Service offices.
MSDS Link	https://go.lupinsys.com/duluxgroup/harms/public/materials/68352975ce1a21edccae803f4322ea71-published/individual		
Health Effects	Splashes to the eye will cause eye irritation. When spraying, inhalation of mists and vapours may produce respiratory irritation and headaches. Contact with skin may cause irritation. Wash with plenty of soap and water. If skin irritation or rash occurs: Get medical advice. Wash contaminated clothing before re-use. If exposed or concerned: Get medical advice.	Flammability	This product is flammable.
Personal	Wear protective gloves/protective clothing/eye/face protection. Wash hands thoroughly after handling. Avoid breathing vapour, use with adequate ventilation. No smoking. Contaminated work clothing should not be allowed out of the workplace.	Fire Suppression	If material is involved in a fire use alcohol resistant foam, standard foam or dry agent (carbon dioxide, dry chemical powder).
Protective Equipment	Wear eye protection and when spraying or applying to broadwall areas wear a respirator with a combined vapour/ particulate cartridge.	Storage	Store in original container tightly closed in a cool place. Avoid release to the environment. Keep away from heat/sparks/ open flames/hot surfaces.
Disposal	Do not contaminate stormwater with product or product washings. Do not pour product down the drain. Unwanted product should be brushed out on newspaper, allowed to dry and then disposed of via domestic waste collection. Empty containers should be left open in a well ventilated area to dry out. When dry, recycle the container via recycling programmes. Disposal of empty paint containers via recycling programmes may differ between local authorities. Check with your local council first.	Handling	Take precautionary measures against static discharge. Ground/bond container and receiving equipment. Use explosion-proof electrical/ ventilating/lighting equipment. Use only non-sparking tools.
In the case of emergency, please call 0800 734 607			

Precautions And Limitations
Thick powdery films of chalk or kalsomine must be washed off and the surface allowed to dry before applying this sealer. The temperature of application must be above 10°C and below 30°C.

Transport And Storage			
Pack A	LP2M0268	Shipment Name	PAINT
Size	Weight		
4L	6.041 Kg		
10L	14.738 Kg		
Flash Point	>23	UN Number	1263
Dangerous Goods Class	3	Package Group	III

Disclaimer

Dulux, Selleys and Other marks followed by ® are registered trademarks. Marks followed by the symbol of ™ are trademarks.

The data provided within the Duspec system is correct at the time of publication, however it is the responsibility of those using this information to check that it is current prior to specifying or using any of these coating/product systems.

DISCLAIMER: Any advice, recommendation, information, assistance or service provided by any of the divisions of DuluxGroup (New Zealand) Pty Ltd or its related entities (collectively, DuluxGroup) in relation to goods manufactured by it or their use and application is given in good faith and is believed by DuluxGroup to be appropriate and reliable. However, any advice, recommendation, information, assistance or service provided by DuluxGroup is provided without liability or responsibility PROVIDED THAT the foregoing shall not exclude, limit, restrict or modify the right entitlements and remedies conferred upon any person or the liabilities imposed upon DuluxGroup by any condition or warranty implied by Commonwealth, State or Territory Act or ordinance void or prohibiting such exclusion limitation or modification. Coating/product systems can be expected to perform as indicated on the Duspec Spec Sheet so long as applications and application procedures of the individual products are followed as recommended on the appropriate Product data Sheet. "DuluxGroup" "Dulux" "Selleys" "Berger" "Berger Gold Label" "Hadrian" "Walpamur" "Levene" "Acratex" and Other marks followed by ® are registered trademarks. Marks followed by the symbol ™ are trademarks.

Please note that this document is only valid for 60 days from the date of issue.

DuluxGroup (New Zealand) Pty Ltd 150 Hutt Park Road NZ ACN 133 404 118